


EXHIBIT A




CU-3: Is the bottom unit of the three stacked CU's. CU-3 shall be disconnected, sealed, and left in place to prevent from having to disconnect and remove CU-2 & CU-5. Plumbing and electrical for CU-3 will require relocation.

CU-2

CU-5

CU-3



CU-3: Is the bottom unit of the three stacked CU's. CU-3 shall be disconnected, sealed, and left in place to prevent from having to disconnect and remove CU-2 & CU-5. Plumbing and electrical for CU-3 will require relocation.

CU-2

CU-5

CU-3

EXHIBIT A



CU-4: Existing unit to be disconnected, sealed off, and left in place to prevent having to disconnect CU-1 for removal of CU-4



Location for new CU-3 & CU-4: The bottom CU shall be set on rubber isolator pads. The upper CU shall be mounted on a shelf or rack that will support the upper CU but not restrict full maintenance access to bottom CU. Plumbing and refrigerant lines are to be relocated in a neat and professional manner that will not interfere with maintenance access of the units. Power and control equipment shall be relocated in a neat and professional manner that will not interfere with maintenance access of the units.

EXHIBIT A



AHU-3: Located above 2nd floor bathrooms. Remove and dispose of properly. Replace and full reconnect with new unit.



AHU-4: Located above 2nd floor bathrooms. Remove & properly dispose of unit. Replace and full reconnect with new unit.

EXHIBIT A



Package Unit#1: Re-circulated water coolant piping and discharge duct.



Package Unit#1: Air intake duct needs reworked/replaced and supported properly to allow proper filter installation and replacement for new unit.

EXHIBIT A



Package Unit#1: Re-circulated coolant water piping connections.




Package Unit#1: Air intake duct needs repair/replacement. Make-shift filter and plexiglass needs removed and duct repaired/replaced.

EXHIBIT A



Package Unit #2: Located in storage room off Training Room. Full replacement. Dispose of old unit properly.



Package Unit #3: Located at ceiling in breakroom storage closet. Full replacement. Dispose of old unit properly.

###